


VetScan
HM5

Hematology Analyzer



ABAXIS
GLOBAL DIAGNOSTICS



VetScan⁵ HM5

Advanced Hematology Five-Part Differential

The VetScan HM5 is a fully-automated, five-part differential hematology analyzer displaying a comprehensive 22-parameter complete blood count (CBC) with cellular histograms on an easy-to-read touch-screen. Its superior performance, elegant design, ease of use, true database management capability, and minimal maintenance make it the optimal hematology system for veterinary clinics, research laboratories, and pharmaceutical and biotech companies.

- Reference Lab Accuracy
- 2 Drops Sample Size
- Direct Eosinophil Count
- 15 Species Profiles
- Quick Time to Results
- Easy-to-Use Touch-Screen Controls

Simple Operation



1 Enter information.



2 Insert sample and press start.



3 Read results.

Features

- Five-part differential on cat, dog, horse, cow, alpaca and llama; three-part on nine other species
- 22 parameters, including direct eosinophil counts and eosinophil percentage
- Small, space-saving, elegant design with large touch-screen display
- Advanced, integrated self-cleaning system
- On-screen patient results trending
- Stores 5,000 records in database with simplicity, flexibility and usability
- 50 μ L sample size
- Highly accurate, reproducible results comparable to reference lab analyzers
- Integrates with common practice management systems
- Eco-friendly, cyanide-free reagents
- USB and ethernet ports
- Three to four minutes to results
- Validated for peritoneal and synovial fluids

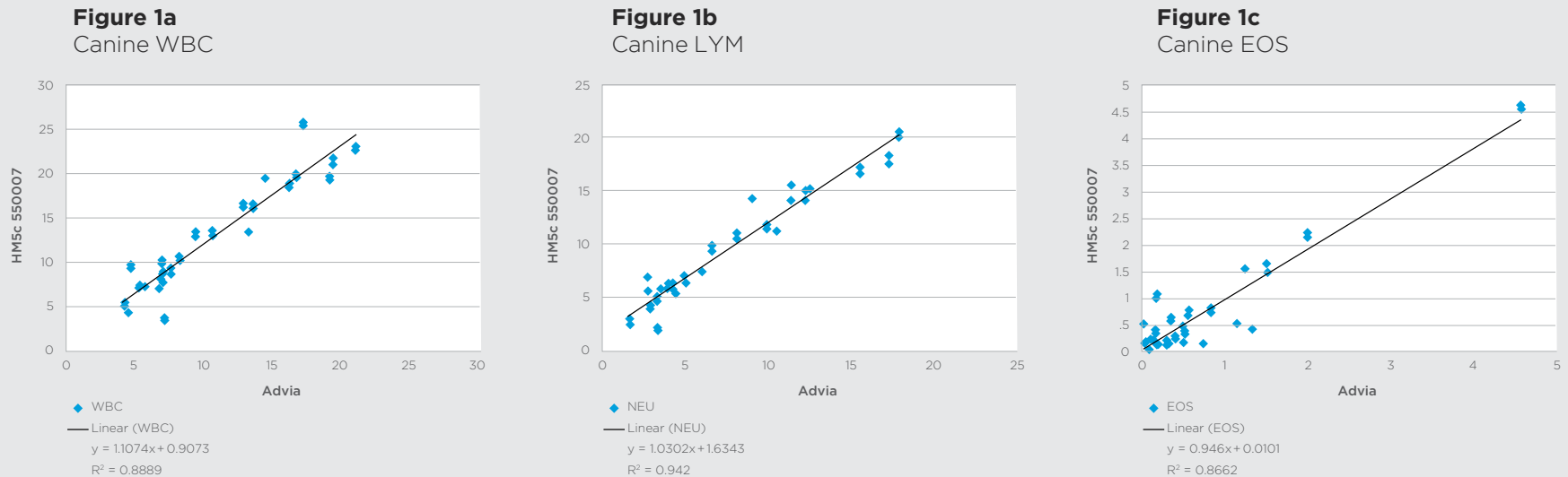
Benefits

- Flexibility to analyze 15 common species in your practice
- Provides full CBCs analyses for even allergic and parasitic cases
- Fits on nearly every clinic counter
- Minimal maintenance facilitated by software reminders and step-by-step instructions
- Easy patient monitoring over time
- Easy database backup and access
- Allows analysis of low-volume samples and replicate runs for small or young animals
- High confidence in results
- Solutions available to fit with your lab workflow
- Simplified reagent handling
- Easy loading of software upgrades or archiving of data
- Fast turnaround for each sample – run nearly 20 samples per hour in five-part mode
- In-clinic fluid evaluation and therapy monitoring for inflammation, infection and oncology cases



Proven CBC Accuracy

Figures 1a, 1b and 1c highlight the accuracy of the HM5 on WBC, LYM and EOS differentials in canine samples. In addition, the HM5 performed admirably on all the species tested (cat, dog, horse). Each data point is an average of duplicate HM5 runs, and a single run on an Advia instrument (pathology lab). In the plots shown, the HM5 results matched the pathology lab instruments extremely well.



Actual Direct EOS Measurements

Some hematology analyzers only provide estimates of eosinophil counts, which prove to be relatively inaccurate. The HM5 uses a combination of impedance and cytochemical technologies to provide a direct independent measurement for the presence of eosinophils. These eosinophil counts correlated very well with the pathology lab (Figure 1c).

Reproducibility You Can Rely On

The VetScan HM5 provides reproducibility in its measurements in intra-day trials, intra-instrument trials and multi-site studies done with multiple operators. Whether it's between different users or different instruments, the HM5 Analyzer provides reproducibility you can count on.

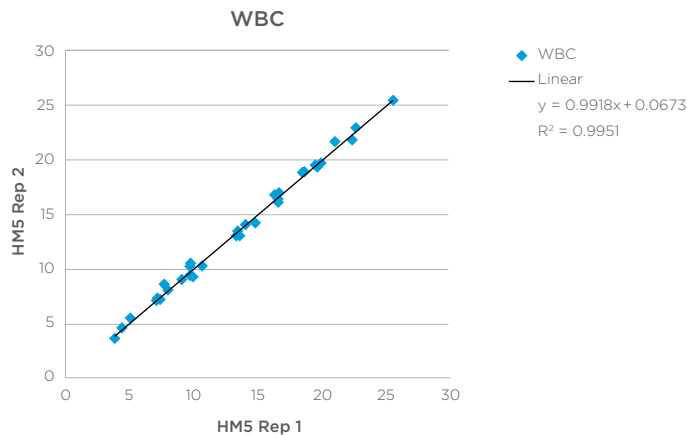
The following table shows the total variation shown across one normal control sample run 10 times over five days on one analyzer. All the CVs are extremely low – some of the lowest variability in the veterinary hematology marketplace. All of these samples were run with normal level controls.

Low variability (% CV) in HM5 CBC with multi-day, multi-instrument precision.

Parameter	WBC	NEU	LYM	EOS	HGB	RBC
% CV	1.89	1.87	3.44	1.32	1.36	2.44

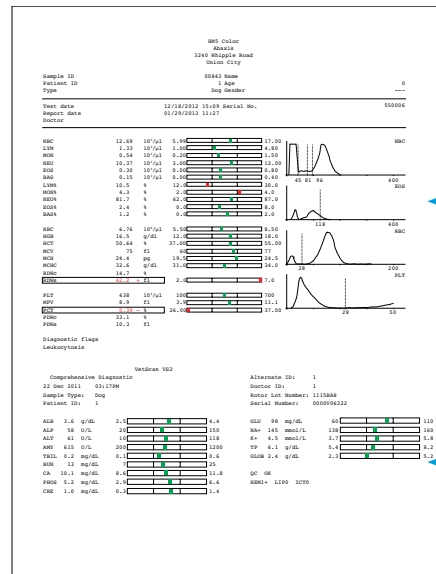
In addition, the reproducibility from measurement to measurement is impressive. When duplicate runs of live canine blood samples are plotted against each other, the two replicates are almost entirely identical. In Figure 2, the WBC result for replicate 1 (x-axis) is plotted against replicate 2 (y-axis). This representative plot shows that the two replicates correlate very well, indicating tremendous reproducibility.

Figure 2
High precision of canine samples on the HM5.



Comprehensive Combined Hematology and Chemistry Report

The test results and four histograms are displayed in minutes on an 8.5 x 11 printout.



Easy assessment of sample quality and results through histograms

Simple integration with the VetScan Chemistry Analyzer

VetScan HM5

Less Time, Less Sample, More Accuracy, More Reproducibility

For more information on the VetScan HM5, please contact your Abaxis Representative at 800.822.2947, email us at vetscan@abaxis.com or click www.abaxis.com.

Abaxis is your total on-site laboratory partner, offering the comprehensive and innovative VetScan line of diagnostic instruments and individual tests. The VetScan name has become synonymous with convenience, ease of use and cost-effectiveness, delivering on our promise of speed, accuracy and reliability. It's not just better technology. It's a better way.

For questions:

 800.822.2947
  www.abaxis.com
 vetscan@abaxis.com



Abaxis, Inc.

3240 Whipple Road
 Union City, CA 94587
 Tel 800.822.2947
 Fax 510.441.6150
 Email vetscan@abaxis.com

www.abaxis.com

ABAXIS Europe GmbH

Bunsenstr. 9-11
 64347 Griesheim Germany
 Tel +49 6155 780 210
 Fax +49 6155 780 2111
 Email abaxis@abaxis.de

GLOBAL DIAGNOSTICS

